



# Are We There Yet?



A Vacation Planner  
by Girl Scout Troop 872

# Questions To Ask Before You Go Anywhere!

- ◆ What week do you want to go?
- ◆ Where would you like to go?
- ◆ How long do you want to stay?
- ◆ How far do you want to travel?
- ◆ How much money do you have budgeted?
- ◆ How much time do you have to save money for your trip?
- ◆ What kind of activities do you want to do?
- ◆ Where do you want to stay? Hotel? Cabin?
- ◆ Are you traveling to a safe area or country? Visit [www.state.gov](http://www.state.gov) to find out. This website provides safety information for various countries and the immunizations that may be necessary before you travel to that country.
- ◆ Are you going as a group? If so, discounts could be available.
- ◆ If traveling out of the country do you have a passport and is it up to date?
- ◆ If traveling by car is your car in good working order? (Tires, Oil Change, Etc.)

*Notes*



# Things to Research

- ◆ Email or call the local Chamber of Commerce where you would like to visit and ask them to send you a package of information containing places to see, eat, and visit. It's free!
- ◆ Research the city for different attractions or local historic places to visit.
- ◆ If you find a place you would like to visit, ask if they have group discounts to local attractions.
- ◆ Find out about local transportation. Incorporate local transportation as you travel around a city. Some cities have trolleys, buses, or subways that can relieve you of the stress of finding a place to park.
- ◆ Web sites like [www.tripadvisor.com](http://www.tripadvisor.com) can be a great place to find reviews on hotels and sights in the area written by people that have actually visited.
- ◆ Consider renting a car to save you wear and tear on your car. If you have a car that is not fuel efficient, you could save money on gas by renting a fuel efficient one.
- ◆ Find a safe place to stay by going to [www.state.gov](http://www.state.gov)
- ◆ Call or go online to see if discounts from places such as AAA, AARP, Military, etc. are available.

*Notes*



# Vacation Budget Planner

## TRANSPORTATION

### ESTIMATED

### ACTUAL



## LODGING

### ESTIMATED

### ACTUAL



## ENTERTAINMENT

### ESTIMATED

### ACTUAL



## FOOD & DRINKS

### ESTIMATED

### ACTUAL



## OTHER

### ESTIMATED

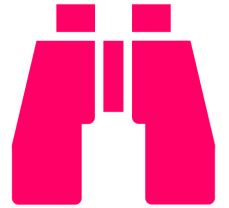
### ACTUAL



*Places to Go*

*Time*

Sight See



Sight See



Sight See



Sight See



*Notes*

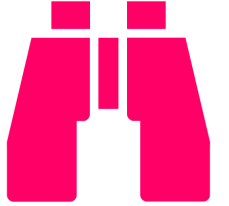
Sight See



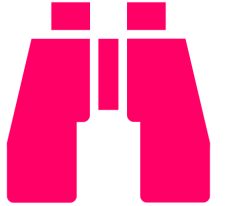
*Tips and Tricks*

- ◆ Figure out your budget before going.
- ◆ Did you know most places have Pressed Pennies. It's a very cheap and fun souvenir.
- ◆ Ask during your hotel check-in what fun things they have to do in the area.
- ◆ Check the lobby for attraction discount coupons.
- ◆ Are group discounts available?
- ◆ Do they have a AAA discount?

Sight See



Sight See



*Hotel Name*

*Address*

*Cost*

*Phone #*

*Reservation #*

*Directions*

*Dates of Stay*

*Notes*

### *Tips and Tricks*

- ◆ Call the hotel directly and see if you can get a discount . Ask to talk to the manager to see if they will give you a group discount.
- ◆ If you are traveling with a group, ask for a group discount.
- ◆ If they ask your group to sign a contact, be sure to read over everything!!
- ◆ Do they take AAA, senior citizens, or a company discount?
- ◆ Some hotels allow you to check in early online and even pick your room.
- ◆ For safety try to stay on the 2nd floor or above but no higher than the 7th floor so the fire department can reach you.



*Rental Car Co.*

*Address*

*Phone Number*

Rental Car



Rental Car



Rental Car



Rental Car



Rental Car



Rental Car



Rental Car



*Cost*

*Address to Pick up*

*Reservation #*

*Drop Off Location*

*Dates Needed*

*Notes*

### *Tips and Tricks*

- ◆ Verify the pick up location and get the address.
- ◆ Check the rental car over before taking possession of it and report any scratches, dents, or problems.
- ◆ Be sure to take your insurance card and driver's license.
- ◆ Use a Driver Safety Check Off List provided on our web site.
- ◆ Some credit card companies offer insurance as a part of renting a car.
- ◆ Be sure to take a copy of your confirmation with you.
- ◆ Check the trunk, glove box, under the seats, and the pockets behind the seats before returning the car.

*Airline*

*Airport*

*Phone Number*



*Cost*

*Departure*



*Date*

*Time*

*Reservation #*



*Layovers?*

*Arrival*



*Date*

*Seat #*

*Time*



*Notes*



### *Tips and Tricks*

- ◆ Do you need your passport for the trip? If so be sure it's current.
- ◆ Be sure to arrive 1-2 hours before your flight leaves for check in.
- ◆ Compare prices with all the major airlines before booking. Do they take AAA as a discount?
- ◆ Would it be cheaper to fly from another city? Maybe Atlanta, GA instead of Birmingham, AL?
- ◆ Take a carry-on with a change of clothes in case your flight is delayed or cancelled.
- ◆ Check to make sure your carry-on is the correct size by going to the Airline's website.
- ◆ Go online and reserve your seat numbers. This ensures you and your party will be seated together.
- ◆ Visit TSA Homeland Security for requirements like what liquids you can pack in your carry-on.
- ◆ Take a picture with your smart phone of your luggage before you check it in as well as your luggage receipt. If your luggage is lost ,you can not only describe it but also show a picture.
- ◆ Tie a bright bandanna to your checked baggage to identify it easier when picking it up.





*Cruise Line*

*Port*

*Phone Number*



*Dates*

*Cost*

*Reservation #*

*Cabin #*

*Itinerary*

*Day 1*

*Day 2*

*Day 3*

*Day 4*

*Day 5*

*Day 6*

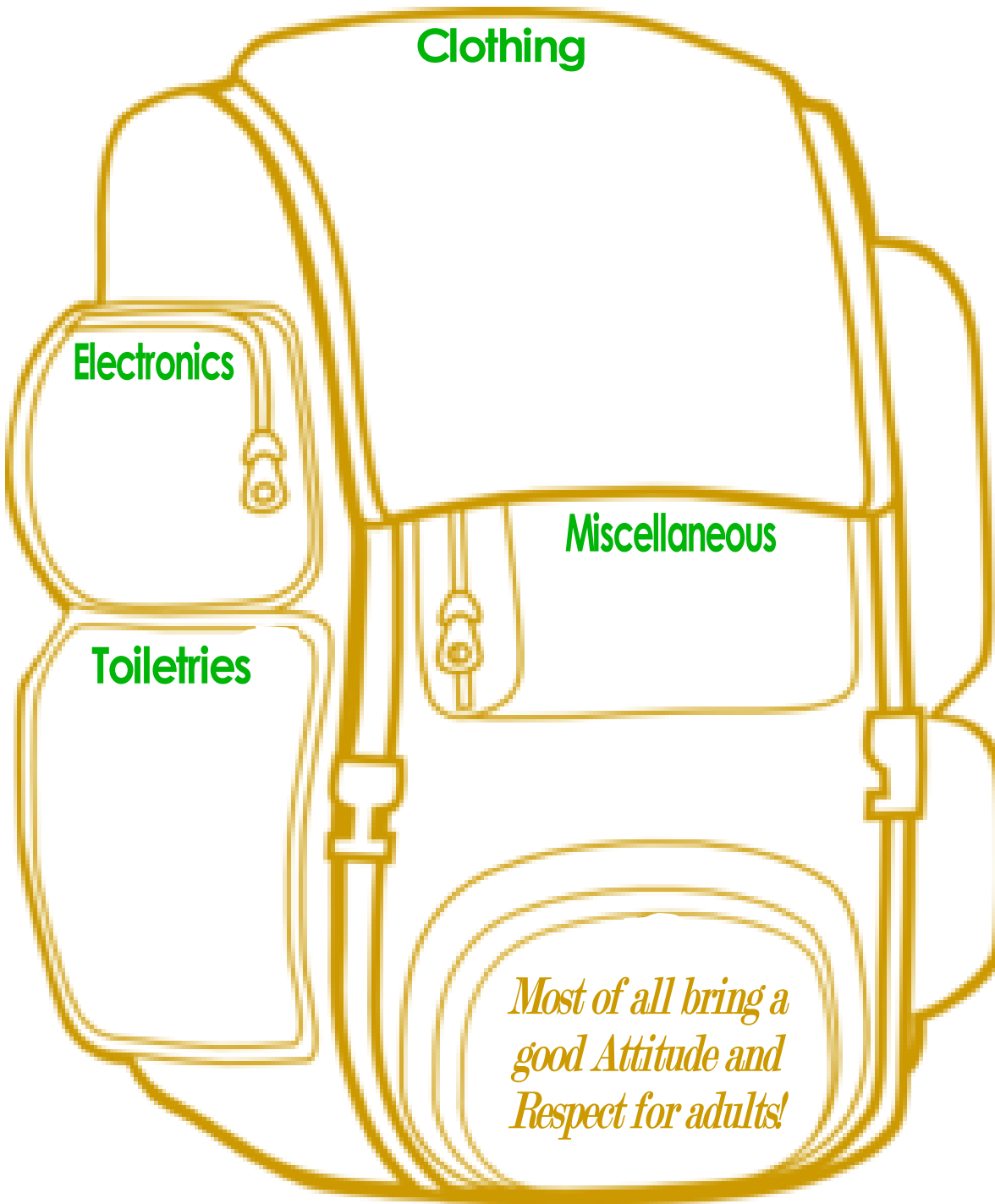
*Day 7*

*Shore Excursions*

## *Tips and Tricks for Cruises*

- ◆ Be sure to bring a passport or passport card. If there is an emergency, you want to be able to get back home from another country.
- ◆ Make a photo copy of your passport to carry on shore if you decide not to carry the actual passport.
- ◆ Buy Travel Insurance, if someone in your party becomes ill or is in an accident the insurance will pay to fly them home.
- ◆ Choose a cabin number before booking to ensure you get the location you want on the ship.
- ◆ Be sure to pick a room without an obstructed view. Some rooms have life boats in front of the windows.
- ◆ Check prices online before you make your final payment. The place where you booked your cruise will normally give you the lower price, but only before your final payment!
- ◆ Most cruise lines have their own blogging pages. Be sure to check them out and ask fellow cruisers questions.
- ◆ Pack a homemade medicine bag. If you need Tums or even aspirin, it can cost a lot in the shop on board.
- ◆ Bring comfortable walking shoes for shore excursions.
- ◆ Pack your bathing suit in your carry-on so you can hang out at the pool as soon as you get on the ship. It sometimes takes a while to get your luggage.
- ◆ Be sure NOT to miss the ship!!! It waits for no one. Make sure you get there at least one hour before departure time. If you booked a shore excursion through the cruise line and it's late getting back, don't worry. Because you booked through them, they will not leave until your group gets back.
- ◆ Research the islands you plan to visit, some of the history is fascinating.
- ◆ Did you know that all cruise cabin walls are magnetic? If you bring some magnetic clips, you can hang the daily activity sheets they leave on your bed each night as well as the shore excursion tickets.
- ◆ Check out several web sites before booking to get the best price.





### Don't Forget Things Like ...

Stuffed Animal

Retainer & Case

Wax and Floss for your Braces

Brush / Comb

Pull-Ups

Headphones for your Electronics

Chargers for your Electronics

Things to entertain you in the car

Case for your Glasses

Contacts case & Solution

Rubber bands for your hair

Hygiene Products like deodorant, soap, toothpaste

Extra change of clothes

Medicine

*Campground*

*Address*

*Cost*

*Phone #*

*Reservation #*

*Dates of Stay*

*Water / Sewer*

*Notes*

*Tips and Tricks*

- ◆ Be sure to call in advance. When the weather is nice the sites fill up quickly.
- ◆ Be sure to test the electric hookup and water before you get settled. There is nothing worse than getting all set up just to find out that the electricity doesn't work.
- ◆ Some campgrounds allow more than one tent per site. Be sure to ask them if you are camping with a group.
- ◆ Ask if they have a Scout discount, never hurts to ask.
- ◆ Plan to have your biggest meal at lunch instead of dinner, this way your dinner is an easy clean up and you have more time to make s'mores and relax.



## *Veterinarians / Kennel Office*

*Address*

*Cost*

*Phone #*

*Dates of Stay*

*Directions*

*Notes*

### *Tips and Tricks*

- ◆ Bring any Medicines your pet is taking
- ◆ Ask what the check in and pick up times are.
- ◆ Make a reservation as far ahead as possible. They tend to fill up quickly, especially around the holidays.
- ◆ If your pet is on a special diet be sure to bring their food.
- ◆ Bring a familiar toy from home to keep your pet company.
- ◆ Bring a blanket or bed for sleeping.
- ◆ It's okay to check on your pet while you are out of town.
- ◆ While you have your pet there why not have the Vet's office give them a bath, update shots, or a flea dip.

